

# RK-630

## 4U rackmount industrial chassis supporting ATX motherboard

### Features

- EIA RS-310C 19" Rackmount Standard
- Supports ATX motherboard
- Three 5.25", one 3.5", and one slim DVD front accessible drive bays.
  - One internal 3.5" or 2.5" drive bay
- Drive bay with shock and vibration resistant design
- Two USB 2.0 ports inside front door
- Replaceable and easy to clean air filter
- PS2 ATX & mini redundant power supply



### Specifications

#### Specifications

##### Dimensions

16.9 in x 6.9 in x 18.4 in (430 mm x 176 mm x 467.4 mm)

##### Drive Bays

Three 5.25", one 3.5", and one slim DVD front accessible drive bays One internal 3.5" or 2.5" drive bay

##### Construction

Heavy-duty steel

##### Color

Silver

##### Cooling Fans

One 120 mm x 120 mm x 25 mm ball bearing fan and optional 80 mm x 80 mm x 25mm fan (push cooling)

##### Front Panel

Front door with lock, two USB 2.0 connectors  
LEDs: HDD active, system power and two user define LEDs  
System reset switch and ATX power switch

##### Power Supply

PS2 ATX & mini redundant power supply

##### Carton Size

22.4 in x 12.3 in x 23.7 in (570 mm x 313 mm x 603 mm)

##### Weight

Net Weight: 9.5 kg (20.9 lb)

Gross Weight: 12.3 kg (27.1 lb)

##### Environment

Operating Temperature" 0 °C to 40 °C

Storage Temperature" -20 °C to 60 °C

Relative Humidity: 40° C @ 90% RH Non-condensing

### Mechanical Layout



#### Certification

CE & FCC Class B

EN 55032/24

EN 61000-6-2/4

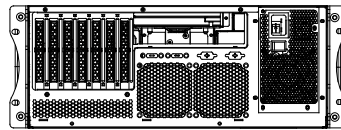
### Ordering Information

- **RK-630**  
Color: Silver  
4U rackmount industrial chassis supporting ATX motherboard

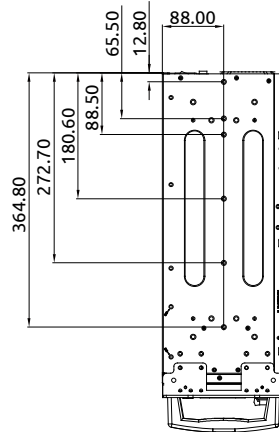
## Power Supply Options

Group	Industrial AC Power Supply PS2 Form Factor										AC Voltage Input Range	Certifications
	Product Name	Power (typical)	Maximum DC Output Current									
		+5V	+3.3V	+12V1	+12V2	+12V3	+12V4	-12V	-5V	+5Vsb		
APS-930XA- ATX12	300 W	16 A	19 A	17 A	17 A	-	-	0.5 A	0.3 A	3 A	Universal	UL/CB/TUV/CE/FCC/CCC
APS-946XA- EPS12	460 W	20 A	24 A	16 A	16 A	-	-	0.5 A	0.3 A	3 A	Universal	UL/CB/TUV/CE/FCC/CCC
APS-960XA-EPS12	600 W	25 A	25 A	16 A	16 A	16 A	16 A	0.5 A	0.3 A	4 A	Universal	UL/CB/TUV/CE/FCC/CCC
APS-946XA-mini redundant	460 W	25 A	25 A	30 A	-	-	-	0.8 A	-	2 A	Universal	UL/CB/TUV/CE/FCC/CCC

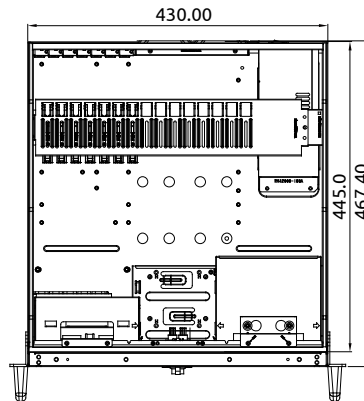
## Dimensions



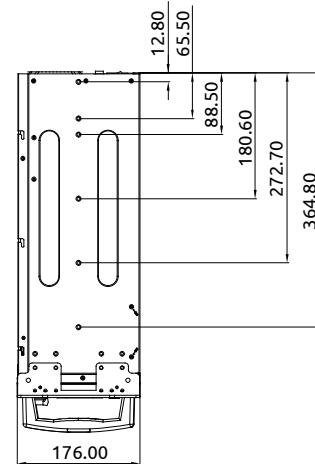
Rear-side View



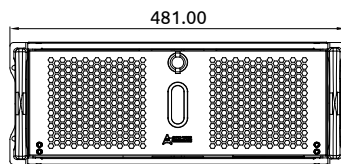
Left-side View



Top View



Right-side View



Front Out-side View