

SR-H RUPTURE DISC

DESCRIPTION

The SR-H is a reverse acting, scored rupture disc for use in sanitary applications and carries the 3-A symbol. Fike's SR-H rupture disc incorporates the Contour Modified™ design giving the SR-H superior performance in extreme operating conditions. The SR-H is designed to burst at low pressures and operate in liquid or gas services and does not require special rupture disc holders. It fits between standard ASME BPE ferrules and other sanitary ferrules as noted below.

Fike sanitary rupture discs are in compliance with 3-A standard 60-01. As a result, certified rupture discs are designated as "One Time Installation" and are designed to be easily cleaned through CIP (Clean-in-Place) methods and not intended for removal and reinstallation in order to maintain 3-A compliance.

TYPICAL APPLICATIONS

- Food Processing
- Beverage Processing
- Pharmaceutical Processing / Manufacturing
- Bio-Tech
- Many Clean-In-Place/Steam-In-Place (CIP/SIP) applications

FEATURES AND BENEFITS

- Supplied with FDA approved gasket materials
- Non-fragmenting keeping metal fragments from contaminating media
- Rated for full vacuum without the aid of a vacuum support (see performance attributes)
- Constructed of 316/316L SST
- Standard sanitary packaging includes sanitary discs poly-bagged, nitrogen purged and sealed
- 90% operating ratio
- Vertical tag to visually confirm proper installation
- Average surface finish of wetted surfaces:
 - Standard: 12-25 Ra
 - Electropolished: 8-16 Ra
- Burst Indicator solutions available

OPTIONS

- Available with Teflon® liner (process side only)
- Electropolishing
- Integral Burst Indicator

ACCESSORIES

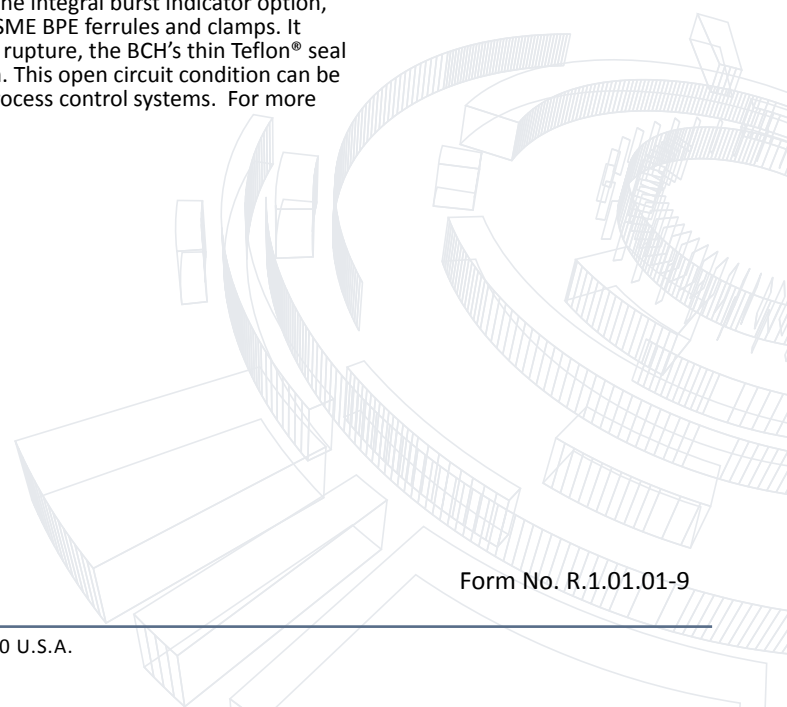

SR-H rupture discs are designed for use in ASME BPE ferrules, DIN 32676 ferrules and NovAseptic® Connectors flush mount fittings. Other sizes and/or ferrule standards can be satisfied by using SR-H rupture discs in combination with appropriate transition ferrules. In addition to the integral burst indicator option, the BCH Burst Indicator is designed for use with the SR-H disc utilizing ASME BPE ferrules and clamps. It provides instantaneous notification of rupture disc activation. Upon disc rupture, the BCH's thin Teflon® seal is bulged into a flexible circuit, causing the circuit to be physically broken. This open circuit condition can be used to activate alarms, bells, remote annunciators or interfaced with process control systems. For more information, see Fike Data Sheet R.1.02.01.



SR-H Rupture Disc

APPROVALS:

- ASME
- CE Marked
- 3-A



MINIMUM/MAXIMUM BURST PRESSURES IN PSIG (BARG) @ 72°F (22°C)

Size	Ferrules	316/316L SST	
		Min. BP	Max. BP
1.5 IN	ASME BPE	24 (1.65)	140 (9.65)
2 IN	ASME BPE	20 (1.38)	100 (6.89)
3 IN	ASME BPE	15 (1.03)	80 (5.51)
4 IN	ASME BPE	12 (.83)	55 (3.79)
DN40	DIN 32676	24 (1.65)	140 (9.65)
DN50	DIN 32676	24 (1.65)	100 (6.89)
DN38	ISO 2852	24 (1.65)	140 (9.65)
DN51	ISO 2852	24 (1.65)	100 (6.89)
DN76	ISO 2852	15 (1.03)	80 (5.51)

BURST/PERFORMANCE TOLERANCE

Marked Burst Pressure		Tolerance	
PSIG	BARG	PSIG	BARG
7-14.99	.48-1.02	±1	±.07
15-40	1.03-2.76	±2	±.14
> 40	> 2.76	±5%	±5%

AVAILABLE MANUFACTURING RANGES

Available Manufacturing Ranges	<20 PSIG (1.38 BARG)	20 to 40 PSIG (1.38-2.76 BARG)	Greater than 40 PSIG (2.76 BARG)
+0/-10%	No	Yes	Yes
+0/-5%	No	No	Yes
+0/-2 PSIG	Yes	No	No
Zero	Yes	Yes	Yes

- Rupture discs stamped at 40 PSIG (2.76 BARG) and below shall use the following equation:
Maximum Operating Pressure = (Marked Burst Pressure – 2 PSIG) x Operating Ratio
- Additional sizes and ferrule types available, consult factory.








GASKET INFORMATION

Gasket Material	Minimum Service Temperature	Maximum Service Temperature
White EPDM*	-40°F (-40°C)	300°F (149°C)
Black EPDM	-40°F (-40°C)	300°F (149°C)
PTFE (Teflon)	-20°F (-28°C)	450°F (232°C)
Silicone	-40°F (-40°C)	450°F (232°C)
Viton®	-20°F (-28°C)	450°F (232°C)
J-1500 (Filled PTFE)	-40°F (-40°C)	450°F (232°C)

* 3-A approval applies to all gaskets except white EPDM. All gaskets are USP Class VI approved.
Notes: PTFE Teflon® is subject to cold flow in gasketed connections and may result in leakage and/or the need for frequent re-tightening. J-1500 is a filled PTFE composite that is highly resistant to cold flow and is a preferable alternative to PTFE in most applications.

HOW TO SPECIFY

Previous Lot Number:	
OR	
Size:	
Burst Pressure:	@ (Temperature)
Manufacturing Range:	Std: Other:
Liner:	
Gasket Material:	
Electropolished:	Yes / No
Integral BI:	
Certifications:	ASME CE 3A

Performance Attributes				Process Media		Rupture Disc Holders
Operating Ratio	Non-Fragmenting	Vacuum Resistant	Sanitary	Liquid	Vapor / Gas	Ferrules
						
90%	yes	yes*	yes	yes	yes	yes

* For Burst Pressures less than 15 PSIG (1.03 BARG) consult factory.